



RUBBER BLANKETS

Flexible Rubber Replacement Blankets Custom Made for All Types of Vacuum Frames



**OEM Replacement Parts &
Remanufacturing Services
for the Screen Printer**




A Division of
The A.W.T. World Trade Group
Chicago, IL 60641 USA

www.gpiparts.com

Graphic Parts International Inc.

High Quality Rubber Replacement Blankets for any Vacuum Frame!



Optional beading helps create seal to lock in air

UV inhibited, non-porous live rubber or cloth lined foam for secure seal

Close-up of valve inserted into blanket (rear view). Different valve styles are available in any quantity.

ADVANTAGES

- Different types of rubber available for a variety of exposing equipment
- UV inhibited, non-porous rubber for extended life and consistent performance
- Flexible rubber secures all sides of frame, maintaining positive contact throughout
- Heavy-duty manufacturing reduces the risk of tearing or wearing thin
- "Live" stretching action of highly flexible rubber returns blanket to original shape after use
- Various valve sizes and styles to fit different hose diameters and threaded fittings
- Top grade rubber beading creates an airtight seal between the blanket and vacuum frame

Flexible rubber replacement blankets and components manufactured by G.P.I. fit all types of screen printing and graphic arts exposing units.

All blankets from G.P.I. are made to order, with or without beading and/or valves. Choose from two types of heavy-duty, non-porous rubber material: **UV-inhibited "live" replacement rubber, or cloth lined, foam rubber.**

G.P.I. offers 3 standard valves which can be put into your blanket. Simply provide G.P.I. with specifications including valve style, dimensions, and exact locations.

G.P.I. offers 2 types of beading, each of which forms a secure airtight seal.

Foam beading has a self adhering backing and is ready to mount. "P"-style beading is intended for use with "live" rubber and must be adhered using rubber-to-rubber adhesive. It is not recommended for use with foam rubber. All G.P.I. beading is solvent resistant and will not dry out!



A Division of The A.W.T. World Trade Group

4321 N. Knox Ave. • Chicago, IL 60641-1906 USA
800.444.PART (within the USA) • 773.725.4900 • Fax: 773.777.0909
parts@gpiparts.com • www.gpiparts.com

FOLLOW THE STEPS BELOW TO ORDER YOUR BLANKET

1

FIRST, CHOOSE EITHER UV-INHIBITED "LIVE" RUBBER OR FOAM RUBBER

Non-porous, UV-inhibited "live" replacement rubber has been used successfully in the manufacture of these blankets for over thirty years. It is flexible enough to fully surround the screen including the inside well area, yet tough enough to resist sharp edges from penetrating its surface. This "live" rubber maintains complete contact between film, fabric and frame, and is manufactured with "memory" so blankets return to their original size and shape after each use. They are available with or without beading and with any number or type of valves. Non-porous, lined, foam rubber material from G.P.I. has the same quality features as live rubber blankets. These blankets are used specifically to replace any type foam rubber blanket. They are available with or without beading (for sealing out air) and any number or types of valves.

Please note: If you need replacement beading or valves only, use the part number shown below. If you need a complete blanket with beading and valves, use the order form on the next page.


2

NOW, CHOOSE YOUR BEADING


The type of beading you choose depends on your application and type of blanket. If you select the "P" type, you must use adhesive especially formulated for use with rubber. Foam beading comes backed with an adhesive strip and is ready to mount.



"P" Strip
3/4"W x 1/2"H
Order Part # PSB-75



3/4" Foam Seal
3/4"W x 1/2"H
Order Part # FSB-75

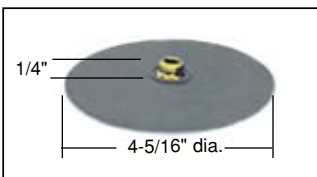


1" Foam Seal
1"W x 1/2"H
Order Part # FSB-1

3

FINALLY, DETERMINE THE QUANTITY, LOCATION, TYPE AND DIMENSIONS OF THE VALVES

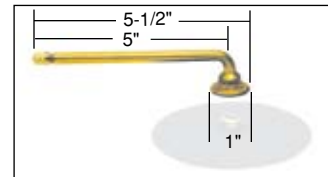
Any number of valves can be ordered. If the valve type you need is not shown below, please call Graphic Parts' Customer Service for assistance and we will be glad to help you order the correct part. The type of valve you choose depends on the type of hose, connector and clamp you are using. Measure your valve's size and location from two sides of the blanket and enter those dimensions on the order form on the next page.



SHORT STEM
Order Part # VSS-1



LONG STEM
Order Part # VLS-1
(our most popular)



LONG, ANGLED STEM
Order Part # VLAS-1 (Fits VSS-1)

To complete your order, simply fill out the order form on the back side of this brochure and fax it to **773.777.0909**, access our website form @ **www.gpiparts.com/rubber_form.php** or call G.P.I. Customer Service at: **800.444.PART (7278)** (within the USA) or **773.725.4900**





HOW TO ORDER THE CORRECT BLANKET TO FIT YOUR NEEDS

Please provide us with the specifications we need to manufacture the correct blanket for your application by completing the form below. Then, you may either email this form directly from our website at www.gpiparts.com/rubber_form.php or fax this form, along with a cover sheet with your name, company name, phone, fax and email information to: G.P.I. Ordering Dept. 773.777.0909.

1. Choose the proper catalog numbers from the chart below for the exact combination of rubber, beading and valves you want for your blanket.
2. Indicate type of beading and location on the diagram, as well as in the form below. Also indicate required valve locations on this drawing with a "⊕". The dimensions in the diagram reflect your blanket as if you are standing in front of your exposing unit, looking directly at it.
3. Fill in dimensions of blanket and valves (if applicable). Be specific about quantity and type of valves when ordering.

NOTE: Dimensions A and B are inside dimensions of rubber bead; while dimensions C and D cover overall dimensions.

Please fill in the following dimensions:

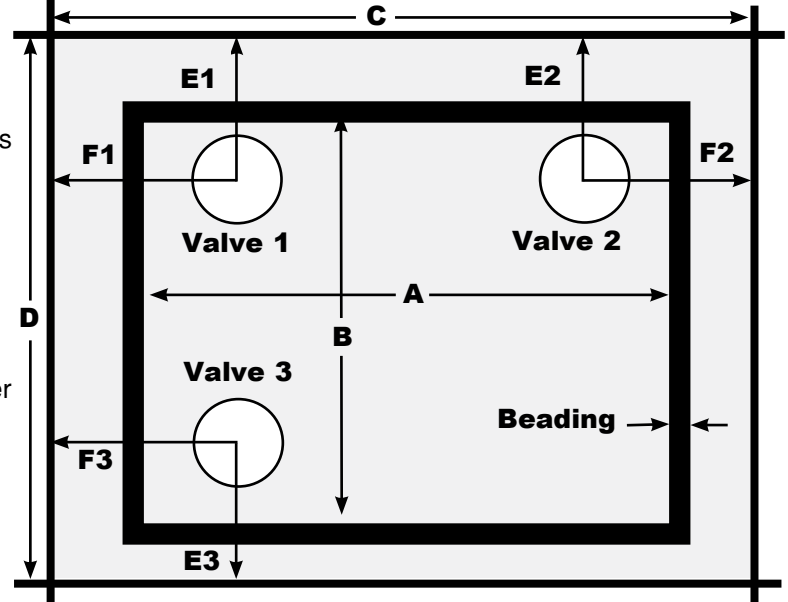
A (inside bead location) _____
 B (inside bead location) _____
 C (O.D. of blanket) _____
 D (O.D. of blanket) _____

Type of Beading required:

"P" type 1" Foam
 3/4" Foam Other: _____

Year Mfg'd.: _____

Equipment Manufacturer: _____



IMPORTANT! Beading types are different widths. Make sure to mark the EXACT beading position.

Valve 1: E1 _____ F1 _____
Valve 2: E2 _____ F2 _____
Valve 3: E3 _____ F3 _____

Valve Specifications: All blankets have standard valves. Please specify size, type and shape required.)

Type of Blanket**	Blanket only	Blanket, Beading & (1) Valve	Blanket, No Beading & (1) Valve	Addtl. Valve(s)	Beading Only	Blanket & 3/4" "P" Beading Only	Blanket & 3/4" Foam Beading Only	Blanket & 1" Foam Beading Only
Non-Porous "Live" Rubber (1/32" thick)	RS	CSPV*	CRV*	Select type of valve—see page 3.	Select beading—see page 3.	CRB-34	CRFB-34	CRB-1
Non-Porous, Lined, Foam Rubber (1/8" thick, 46" wide)	FRS	FRCBV*	FRV*			FRB-34	FRFB-34	FRB-1

* Please specify beading size and style when ordering.
 ** Rubber blanket width may vary. Oversized widths may come with a seam, depending on the size or shape. This seam, however, will NOT affect the exposing area.
 + For nuArc replacement blankets, G.P.I. uses the existing metal strips and beading from your previous blanket. This allows G.P.I. to pass on tremendous savings to you.



A Division of The A.W.T. World Trade Group
 4321 N. Knox Ave. • Chicago, IL 60641-1906 USA
 800.444.PART (within the USA) • 773.725.4900 • Fax: 773.777.0909
 parts@gpiparts.com • www.gpiparts.com